


Prepare to be WOW'ed!

A Guidebook for ISS WOW!
- Weeks Of Welcome -

[Office of International Students & Scholars](#)

Schleman Hall , Room 136
475 Stadium Mall Drive
West Lafayette, IN 47907
765-494-5770
iss@purdue.edu

PURDUE
UNIVERSITY™



Message from the Director of International Students and Scholars

Congratulations and welcome to Purdue University!

You are joining a vibrant international student body of nearly 8,000 and a total Boilermaker student population that is just less than 40,000 strong.

By choosing Purdue, you are choosing excellence. Excellence in academics, research, student services, and campus life. Purdue has a prestigious reputation and ranks consistently well in national and international rankings.

However, what those rankings cannot tell you is what it means to be a Boilermaker. A Boilermaker is a leader in his field. A Boilermaker makes a difference in her community. A Boilermaker makes a global impact, makes culture, makes discoveries...



Boiler Out! participants at the Tree Lafayette event



Halftime Jumbotron recognition at Tailgating Event

You are joining a university tradition that includes over 22 astronauts, the chief engineer of the Hoover Dam, the inventor of fiberglass, the creator of C-SPAN, winners of the Nobel, World Food, and Pulitzer prizes, and leaders in all areas of the corporate world, academia, and government.

Being an international student at Purdue, you will have the opportunity to get to know people from many different cultures. I strongly encourage you to get involved in your new community and take advantage of opportunities as they are presented to you.

The Office of International Students and Scholars (ISS) strives to provide the best services, outstanding programs and events, and exceptional support. If you ever have any questions or concerns about your non-immigrant status, adjusting to American customs, or whatever the issue might be, please feel free to visit our office.

Again, welcome to Purdue! Boiler Up!

Joe Potts, PhD
Associate Dean, International Programs
Director, International Students and Scholars



Loeb Fountain

Table of Contents

<u>International Students & Scholars (ISS) Information</u>	4
<u>Important Dates</u>	5
<u>Obtaining Your Immigration Document</u>	6
<u>SEVIS Fee and Visa Application Process</u>	7
<u>Traveling to Purdue</u>	8
<u>Port of Entry</u>	9
<u>I-94</u>	10
<u>Purdue Definitions</u>	11
<u>ISS WOW!</u>	12
<u>Purdue ID Card</u>	13
<u>myPurdue</u>	14
<u>Undergraduate Registration</u>	15
<u>Graduate Registration</u>	16
<u>Credit Transfer</u>	17
<u>Paying Tuition</u>	18
<u>Housing</u>	19
<u>Learning Communities</u>	20
<u>Health Insurance</u>	21
<u>Mobilesphere</u>	22
<u>What to Bring</u>	23
<u>Culture Shock</u>	24
<u>Greater Lafayette Area Information</u>	25

International Students and Scholars (ISS) Office

[Schleman Hall](#), Room 136

Website: www.iss.purdue.edu

Email: iss@purdue.edu

Phone: 765-494-5770

Fax: 765-494-6859

Hours of Operation

Monday - Friday: 8:00 AM to 5:00 PM

Walk-in Counselor Availability

Five-minute, face-to-face appointments with an Immigration Counselor.

Morning Hours:

Mondays, Tuesdays, Wednesdays, Fridays: 9:00 AM - 11:30 AM

Afternoon Hours:

Mondays, Tuesdays, Wednesdays, Thursdays, Fridays: 1:30 PM - 4:00 PM

Phone Counselor Availability

Access to an Immigration Counselor by phone to answer basic questions.

Morning Hours:

Mondays, Tuesdays, Wednesdays, Fridays: 8:00 AM - 12:00 PM

Afternoon Hours:

Mondays, Tuesdays, Wednesdays, Thursdays, Fridays: 1:00 PM - 5:00 PM

General Appointments

Thirty-minute, face-to-face appointments with an Immigration Counselor.

Call for availability

Emergency Contact Number

This number is for use by international students, faculty, and staff who have an emergency situation that occurs outside the normal ISS hours of operation.

Emergency Phone: (765) 491-6759

Please use this number for emergencies only!

Dates to Know

Below you will find some dates that may be important to you. You may need to check with your college, school, department, or major for important dates specific to your program.

August 8 - 16	ISS WOW! - Weeks of Welcome
August 11	Early Residence Hall Check-in
August 17	Residence Halls Open
August 20	Classes Begin
September 3	Labor Day - No Classes
December 15	Last Day of Fall Semester Final Exams

Please Note: Attending an ISS WOW! session is MANDATORY for all international students

Step 1

What is an Immigration Document ?

An immigration document is either the form I-20 or DS-2019 and they are issued by the school you will attend. This document is an important document when applying for a US student visa.

- If you are going to apply for an F-1 visa, you will receive form I-20.
- If you are going to apply for a J-1 visa, you will receive form DS-2019.
- If another sponsor or agency will provide the I-20 or DS-2019 to you, or if you have another visa type such as E, L, H or TN, you will not receive a COE from Purdue.

Do not make a visa appointment until you have received your Immigration Document!



How do I pay the SEVIS Fee and apply for my visa?

Students who have the designation “Initial Entry” on their I-20 or “To Begin Program” on their DS-2019 must pay the SEVIS fee before their visa appointment.

See the pamphlet “[Applying for Your Student Visa](#)” for details about paying the SEVIS fee and making an appointment for a student visa.

After paying the SEVIS fee online, it is **important** to print out the receipt. Take the receipt and the other required items listed in the pamphlet to the U.S. Embassy or Consulate closest to you to apply for an F-1 visa or J-1 visa.

Please Note:

**All questions regarding paying the SEVIS fee also known as the I-901 fee should be directed to the fmjfee help desk.
Click here for assistance or call 212-620-2418**

**Do NOT pack your immigration documents in your luggage!
You will have to use them to pass through the Port of Entry before
you can collect your checked bags.**



Will Purdue pick me up at the airport?

No, it is your responsibility to get from your home to the Purdue – West Lafayette campus in West Lafayette, Indiana. The two major cities nearest West Lafayette are Chicago, Illinois and Indianapolis, Indiana and it is recommended that you fly to one of these cities and then secure transportation to West Lafayette.

[Click here for information about getting to Purdue](#)

How do I get to Purdue from the airport?

If you arrive in Chicago, Illinois or Indianapolis, Indiana you can make a reservation with one of the following transportation services. Click on the links below to make a reservation.

Chicago:

Express Air Coach: <http://www.expressaircoach.com/>

Indianapolis:

Lafayette Limo: <http://www.lafayettelimo.com/>

Star of America: <http://www.soashuttle.com/>

► **Per US immigration regulations you CANNOT enter the US more than 30 days prior to the start date on your immigration document.**

Will the shuttle service drop me off at my residence hall?

The shuttle services will make several stops on and around campus. One special days during ISS WOW! Express Air Coach and Lafayette Limo have added extra stops to help newly arriving students. Please refer to the following stop schedules to help you navigate your way to your residence hall.

[Express Air Coach Stops](#) (August 12-16, 2012 ONLY)

[Lafayette Limo Stops](#) (August 12-16, 2012 ONLY)


[Star of America Stops](#)

Are there other ways to get to my residence hall or off-campus housing?

Some nationality-focused student organizations affiliated will assist you with making travel plans. All student organizations are listed on the [Office of Dean of Students website](#)

There are also taxi services in the Greater Lafayette area.

- | | |
|----------------|--------------|
| City Cab | 765-477-1234 |
| Four Star Taxi | 765-742-8400 |
| Hey Taxi | 765-743-1047 |
| On Time Taxi | 765-742-1841 |



What should I expect at the Port of Entry?

On the plane or at the Port of Entry, you will be given two forms: the I-94 Arrival/Departure Record (see [page 10](#) for more information) and a Customs Declaration Form. You must complete both of these forms.

When you reach the immigration officer, you will need to be able to provide the following forms:

- Your passport, with your visa attached
- I-20 or DS-2019
- Your I-901 SEVIS Fee Receipt
- Your I-94 form
- Your Customs Declaration Form

The officer may also ask to see:

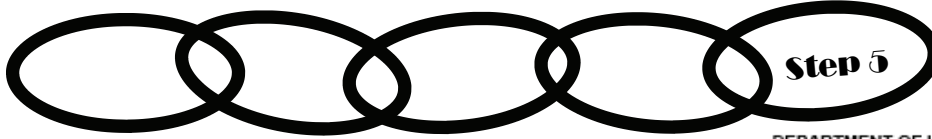
- Proof of funding or financial support as listed on your COE
- Your Purdue University admission letter

The officer may ask you questions about what you will be studying at Purdue, where you will be staying, and what your plans are for returning to your home country.

You may be fingerprinted and have your photo taken by the immigration officer. This is a normal procedure and is nothing to be worried about.

Both your I-94 card and your I-20 or DS-2019 will be stamped with your visa status and “D/S,” which stands for Duration of Status. Having your documents correctly stamped is very important!

You will submit the Customs Declaration Form to the customs officer after you have picked up your luggage and are ready to leave the secured immigration area of the airport.



What is the I-94 Arrival/Departure Record?

The I-94 card is your Arrival and Departure Record. It is a very important document and is costly to replace if it is lost/stolen. Be sure your I-94 card is stapled into your passport at the Port of Entry.

When filling out the I-94 card, be sure to write your name as it appears on your I-20 or DS-2019.

Special Note:

It is helpful for you to make sure that on all official immigration documents (passport, visa, and I-94 card) your name appears the same way. Keeping the spelling and order of your name consistent will help avoid potential problems later if you try or qualify to get a Driver's License or Social Security Card (not everyone qualifies).

I-20 (for F-1 students)

U.S. Department of Justice
Immigration and Naturalization Service

Certificate Status -

Please read Instructions on Page 2
This page must be completed and signed in the U.S. by a designated school official.

1. Family Name (surname): Smith Johnson	
First (given) Name:	Middle Name:
...First...	
Country of birth: IRELAND	Date of birth (mo/day/year): 05/05/19XX
Country of citizenship: IRELAND	Admission number:
2. School (School district) name: Purdue University Purdue University	

School Official to be notified of Certificate arrival in U.S. (Name and Title)

DS-2019 (For J-1 students)

U.S. Department of State
CERTIFICATE OF ELIGIBILITY FOR EXCHANGE VISITOR (J-1) STATUS

OMB EXP. EST. 'See

1. Family Name: Smith Johnson	First Name: Eric	Middle Name:	Gender: MALE
Date of Birth (mm-dd-yyyy): 05/05/19XX	City of Birth: SLIGO	Country of Birth: IRELAND	Citizenship Country Code: EI
Legal Permanent Residence Country Code: EI		Legal Permanent Residence Country: IRELAND	Position Code: 214
Primary Site of Activity: 475 Stadium Mall Drive West Lafayette, IN 47907		Position: UNIVERSITY GRADUATE STUDENTS	
3. Program Sponsor: Purdue University		Exchange Visitor Program Number: P-1-00622	

DEPARTMENT OF HOMELAND SECURITY
U.S. Customs and Border Protection

OMB No. 1651-0111

Admission Number _____

Welcome to the United States

I-94 Arrival/Departure Record - Instructions

This form must be completed by all persons except U.S. Citizens, returning resident aliens, aliens with immigrant visas, and Canadian Citizens visiting or in transit.

Type or print legibly with pen in ALL CAPITAL LETTERS. Use English. Do not write on the back of this form.

This form is in two parts. Please complete both the Arrival Record (Items 1 through 13) and the Departure Record (Items 14 through 17).

When all items are completed, present this form to the CBP Officer.

Item 7 - If you are entering the United States by land, enter **LAND** in this space. If you are entering the United States by ship, enter **SEA** in this space.

CBP Form I-94 (10/04)

Admission Number _____

OMB No. 1651-0111

Arrival Record

1. Family Name	
2. First (Given) Name	3. Birth Date (Day/Mo/Yr)
4. Country of Citizenship	5. Sex (Male or Female)
6. Passport Number	7. Airline and Flight Number
8. Country Where You Live	9. City Where You Boarded
10. City Where Visa was Issued	11. Date Issued (Day/Mo/Yr)
12. Address While in the United States (Number and Street)	
13. City and State	

CBP Form I-94 (10/04)

Departure Number _____

OMB No. 1651-0111

This section will be stamped and returned to you for safe keeping as proof of your non-immigrant status in the U.S.

I-94 Departure Record

14. Family Name	
15. First (Given) Name	16. Birth Date (Day/Mo/Yr)
17. Country of Citizenship	

CBP Form I-94 (10/04)

See Other Side STAPLE HERE

List your name, date of birth and country of citizenship as it appears on your immigration form.

As a student at Purdue University you may hear or see some Purdue-specific vocabulary for activities, programs, and even locations. To help you decipher some of those terms, below you will find a mini-dictionary especially for international students.

BGR - Boiler Gold Rush (August 11-17, 2012)

Boiler Gold Rush is an fun and exciting orientation program designed for undergraduate, first-year students to aid in their transition to life at Purdue. International undergraduate students are encouraged to participate but BGR is not required. Visit the [BGR website](#) for more information.

BGRi - Boiler Gold Rush International (August 7-10, 2012)

Boiler Gold Rush International is a pre-orientation for international students attending BGR. At BGRi you will learn more about US university culture and expectations and you will have the opportunity to continue your orientation throughout your first year at Purdue with a UR Global Leader. Visit the [BGRi website](#) for more information.

Callout

A callout is usually an informational or introductory meeting sponsored by a student club or organization to gain new members. If you are interested in joining a particular interest group, club, or organization attending a callout is a great way to get information.

PUSH - Purdue University Student Health

PUSH refers to the Purdue University Student Health Center the building where students can obtain medical services and ask questions about health insurance. Visit the [PUSH website](#) for more information.

WOW! - Weeks of Welcome (August 10-16, 2012)

The Office of International Students and Scholars holds mandatory WOW! sessions twice annually for incoming undergraduate and graduate international students. All new international student are required to sign up for a WOW! session. You will be able to [sign up for a WOW! session](#) only after you have completed the Online Notification of Intent Form.

ISS WOW! August 10 -16, 2012

Sun	Mon	Tue	Wed	Thu	Fri	Sat
5	6	7 <small>BGRi starts</small>	8 ISS WOW! Sessions BGRi ONLY	9 ISS WOW! Sessions BGRi ONLY	10 ISS WOW! AM & PM Sessions	11 <small>BGR starts</small>
12	13 ISS WOW! AM & PM Sessions No BGR	14 ISS WOW! AM & PM Sessions No BGR	15 ISS WOW! AM & PM Sessions BGR approved	16 ISS WOW! AM & PM Sessions BGR approved	17	18

ISS WOW! (Weeks of Welcome) begins Friday, August 10, 2012 and continues through Thursday, August 16, 2012.

Completing an ISS WOW! session at Purdue is required by federal law for international students. **You cannot obtain a Purdue photo ID card until you complete an ISS WOW! session.** We suggest you make an appointment for your ISS WOW! session after you have made and confirmed your travel plans.

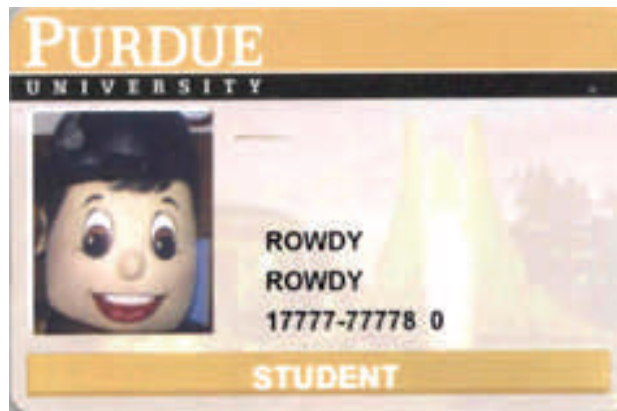
The entire ISS WOW! session takes about 1 ½ hours. Report to the second floor of [Stewart Center](#) at your session time. Be sure to take your passport, visa, I-20 or DS-2019, and I-94 departure card, as well as all immigration documents from previous U.S. schools (if applicable) to your check-in appointment. Bring any dependent documents (if they entered the US with you): passport, visa, I-20/DS-2019 and I-94 departure card, as well.

If you are late to your ISS WOW! session, you will not be allowed to enter and will have to reschedule to another available session time.

Within 10 business days of submitting your completed NOI, you will receive an email with instructions for signing up for your ISS WOW! session.

You cannot obtain a Purdue photo ID card until you have completed an ISS WOW! session.

Your PUID will allow you to use many Purdue facilities including the many libraries, various recreational areas, and most food services. In addition, your PUID can be used to ride the City Bus System for free. Your PUID is an important piece of identification both on campus and in the surrounding community. **Be sure to obtain your PUID card after you have completed an ISS WOW! session.**



Example of Purdue ID card

Image courtesy of http://www.purdue.edu/card/Purdue_ID_Card/about.html

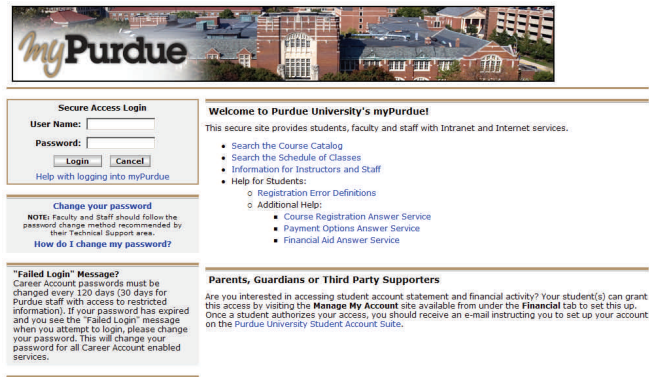
[myPurdue](#)

MyPurdue is an Internet portal system where students can access academic and financial account information. Your information is stored in a program called Banner, so you may hear faculty and staff members refer to it by that name, as well.

You will need your career account login and password to log in to myPurdue. Some of the benefits of myPurdue include:

- Immediately register for courses online
- Use a credit card to pay your tuition
- Access and update your personal information, such as emergency contacts and mailing address

Source: <http://www.purdue.edu/onepurdue/ESA/studentinfo.shtml>



The screenshot shows the myPurdue website interface. At the top, there is a banner with the myPurdue logo and a background image of a campus building. Below the banner, there is a "Secure Access Login" section with fields for "User Name:" and "Password:", and "Login" and "Cancel" buttons. A link "Help with logging into myPurdue" is provided. To the right, there is a "Welcome to Purdue University's myPurdue" section with a list of navigation links: "Search the Course Catalog", "Search the Schedule of Classes", "Information for Instructors and Staff", and "Help for Students:". Under "Help for Students:", there are links for "Registration Error Definitions" and "Additional Help:", which includes "Course Registration Answer Service", "Payment Options Answer Service", and "Financial Aid Answer Service". Below the login form, there is a "Change your password" section with a note: "NOTE: Faculty and Staff should follow the password change method recommended by their Technical Support area." and a link "How do I change my password?". At the bottom, there is a "Failed Login" Message section with text: "Career Account passwords must be changed every 120 days (30 days for Purdue staff with access to restricted information). If your password has expired and you see the 'Failed Login' message when you attempt to login, please change your password. This will change your password for all Career Account enabled services." To the right of this section, there is a "Parents, Guardians or Third Party Supporters" section with text: "Are you interested in accessing student account statement and financial activity? Your student(s) can grant this access by visiting the Manage My Account site available from under the Financial tab to set this up. Once a student authorizes your access, you should receive an e-mail instructing you to set up your account on the Purdue University Student Account Suite."

Check out the following pages for more assistance with myPurdue:

- [Log In Help](#)
- [Troubleshooting Assistance](#)
- [Error Messages](#)

Registering for Classes

All incoming international undergraduate students and students transferring to Purdue from another U.S. institution will receive an email from their academic advisor on or after May 7, 2012. Your academic advisor will assist you with the registration process.

Please be patient with the process, remember that there are over 8,000 freshman that need help.

Your academic advisor will give you a registration access code (PIN) for your myPurdue account, a day and time, and guidance regarding course selection. When it is your turn to register for courses it is advisable to start early so you have the best selection of courses. As the semester approaches, more and more classes will become full, reducing your options.



Note: All F-1 and J-1 international undergraduate students are required by law to enroll in a full course load. At Purdue, this means registering for and completing 12 credit hours every fall and spring semester.

Registering for Classes

Graduate students should contact the Registration Secretary or Graduate Coordinator in their departments for information about registering for classes.

Note: All F-1 and J-1 international graduate students are required by law to enroll in a full course load.

For students without an assistantship, this means registering for and completing 8 credit hours every fall and spring semester.

Graduate students with assistantships must register for and complete 6 credit hours every fall and spring semester.



Undergraduate Students

Transfer Credit Requirements

In general, credits earned in courses at non-U.S. post-secondary (post-high school) institutions that have equivalent courses at Purdue for which a grade of C or better has been earned, are transferable as credit. However, not all transferable credits are counted toward a degree program. Specific recommendations are made by ISS admissions staff. The final decision is made by the student's academic advisor.

Original transcripts and certified copies (attested true copies) translated into English must be submitted in order for a credit evaluation to be completed.

[Purdue Transfer Credit Database](#) - Use this system to view how Purdue undergraduate courses compare to those of other institutions across the United States and in some cases, internationally.

If you wish to obtain advance credit by taking Purdue examinations, you must pre-register with your academic advisor to take undergraduate placement examinations in math, sciences, foreign languages, and other academic areas.

Email iss@purdue.edu with questions.

Graduate Students

Graduate-level credits from other institutions must be evaluated by your graduate department to determine if they will meet Purdue's graduate degree requirements.

How will I pay my tuition?

A tuition bill or fee statement will be sent to your @purdue.edu email address in July. You must pay your tuition by the date listed in the emailed statement.

You can access your fee statement through [myPurdue](#).

Payments can be made several ways:

- On-line ACH
- Personal checks
- Cashier's/certified checks
- Money orders
- Wire transfers -please contact the Bursar's Office for instructions
- MasterCard, Discover or American Express credit cards. (Visa is not accepted)
A convenience fee of 2.75% will apply if you choose this payment method.



Payments can also be made in the following ways:

- By mail : Purdue University
Bursar's Office, [Hovde Hall](#)
610 Purdue Mall
West Lafayette, IN 47907-2040
- By using our convenient drop box located in Hovde Hall or our night depository located at the south side entrance of Hovde Hall.
- In person at a teller window located on the ground floor of Hovde Hall.

Bursar's Office - Hovde Hall
Phone: 765-494-7570
Fax: 496-1133
Email: askbursar@purdue.edu

Visit the [Bursar's website](#) for additional information

Source: <http://www.purdue.edu/Bursar/>

Where will I live?

Whether you decide to live on-campus or off-campus, you will want to finalize your housing arrangements before your arrival.

To live on-campus in university residence halls:

Be sure to visit the [Housing and Food Service](#) webpage for answers to frequently asked questions, information on residence hall options, meal plans, and much more.

University residences will be open:

- August 11: early-arrival occupancy begins (Early arrival fees may apply)
- August 17: contracts will begin with meal plans

On-campus housing (not residence halls):

Please use the contact information below for additional on-campus housing options for undergraduate and graduate students.

[Smalley Center](#)

Telephone: 765-494-1000

Fax: 765-494-0718

HFSWeb@purdue.edu

[Purdue Village](#)

Telephone: 765-494-2090

Fax: 765-494-8687

pvill@purdue.edu

To live off-campus:

You will need to make your own arrangements **prior to your arrival** or your options will be very limited.

Begin your off-campus housing search by visiting the [Off Campus Housing](#) section of the [Office of the Dean of Students](#) website.

You can also contact:

[Off-Campus Housing Services](#)

Telephone: 765-494-7663

offcampushousing@purdue.edu



Photos courtesy of: <http://www.housing.purdue.edu/HTML/Map.htm>

What is a Learning Community?

[Learning Communities](#) are groups of first-year undergraduate students who share a common interest. They generally take two or three of the same courses and might even live together in the same residence hall.

"You get to meet people from all over the world, interact with and experience new cultures, and have a lot of fun!"
-Student in Global Village Learning Community



Why join a Learning Community?

- Get involved, meet people, make friends
- Attend special programs and go on exciting trips
- Become involved in your community
- Boost your chances at academic success
- Get to know your instructors
- Create lasting friendships
- HAVE FUN!

Learning Communities are one of the many programs administered by the [Student Access, Transition, and Success Programs \(SATS\) Department](#). If you have any questions about Learning Communities or any of the other great programs offered by SATS, call 765-494-9328 or email sats@purdue.edu



Which Learning Community is right for me?

Some Learning Communities are for students admitted to a specific college, school, program, or major at Purdue. Others are based on a theme and are open to all students, regardless of their major. Your academic advisor can provide you with guidance on which Learning Community might be the right fit for you.

[2012 Learning Communities](#)

[Click here to apply for a Learning Community](#)



Source: http://www.purdue.edu/sats/learning_communities/index.html

Purdue University requires that all international students purchase the University-sponsored health insurance plan *unless* they qualify for a waiver:

Please click here to learn more about health insurance and waivers for international students.

IMPORTANT: Failure to enroll in the Student Health Insurance Plan or to submit a valid waiver by the compliance deadline will result in loss of the waiver option, cancellation of classes, and a \$200 late fee .



What is Mobilesphere?

ISS has partnered with MobileSphere to provide competitive, high quality residential and long distance international calling options for students from abroad.

Benefits of Mobilesphere:

- Applications for smartphones for one-touch dialing including iPhone, BlackBerry, and android.
- Check Balance feature to check your account balance from your phone.
- Recharge by Phone feature to add money to your account from your phone.
- Auto Recharge feature to automatically add money to your account when your balance is low.
- Refer-A-Friend incentive program rewards.
- Start using immediately - Sign up, activate your account via e-mail, and make calls.
- Prepaid amount does not expire.
- No connection fees, surcharges, or monthly maintenance fees
- No contract required, No Social Security Number needed.

For more information or to sign-up, go to: <http://www.iss.purdue.edu/mobilesphere/>

CellularLD works with your Smartphone, Cell Phone and Residence Hall or Home Phone

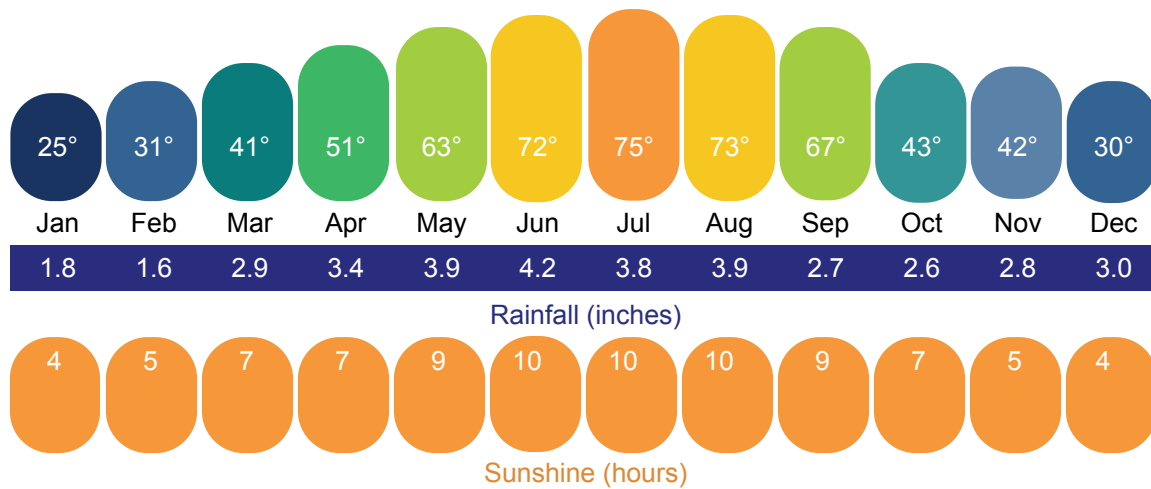


CellularLD is a prepaid service that allows you to place low-cost domestic and international calls from a cell, residence hall and any off-campus phone throughout the continental United States.

Source: <http://www.cellularld.com/u/2010/index.php?R=purdueiss>

What should I bring with me?

You will want to pack for living in a locale that has four distinct seasons. Without a doubt, you will hear someone say, “If you don’t like the weather, wait 10 minutes.” The weather in the Greater Lafayette area can change rapidly and often. Be sure to consider this when deciding what you might need during your arrival and stay at Purdue. The chart below lists the average temperature for the year in degrees Fahrenheit, as well as the average rainfall (precipitation in general), and the average amount of sunshine per day.



Initial Expenses

Plan on bringing or having access to enough funds to meet your living expenses for the first month. If you live off-campus, some landlords will require you to pay both the first and the last month’s rent in advance, as well as a security deposit.

Plan ahead to avoid problems; however, do not carry large amounts of cash with you! You may purchase U.S. traveler’s checks, which can be cashed at most banks and stores in the U.S. **Do not place your cash, credit cards, or traveler’s checks in your checked luggage.** Wearing a money belt or pouch that can be kept out of sight under your clothing is recommended.

If you bring your own national currency, please exchange it to U.S. dollars upon arrival at the airport because there is no bank that is able to immediately exchange currency in Lafayette, Indiana. Some banks provide this service for a fee, but it takes several days to get your money exchanged.

Graphic adapted from Northeastern University Global Pathways Pre-Arrival Guide Spring 2011
 Climate information from <http://www.climate-charts.com/USA-Stations/IN/IN129430.php>

What is culture shock?

Culture shock is the many reactions that a person may have when moving from a familiar environment where you easily recognize the language, symbols, smells, tastes, and sounds to an unfamiliar or new environment where everything is different.

What can I do about it?

[Counseling and Psychological Services \(CAPS\)](#) has prepared an excellent brochure about culture shock and other challenges that international students may encounter. It also includes suggestions about how to overcome those challenges.

**International Students'
Adjustment to College**

CAPS Commitment

“Counseling and Psychological Services (CAPS) is committed to helping students benefit from their college experience. CAPS is committed to helping you achieve personal and academic success. Although CAPS works with students in crisis, our primary goal is to assist students with their concerns before they develop into more serious problems.


One way that students can do this is to talk to a counselor or psychologist in a supportive atmosphere to aid self-understanding and the resolution of personal issues.”

For more information about [CAPS](#) call: 765-494-6995

Source: <http://www.purdue.edu/caps/index.shtml>



Purdue University is located in West Lafayette, Indiana. West Lafayette is divided from its neighboring city of Lafayette by the Wabash River. For more Information about Purdue and the Greater Lafayette area, including lists of area hotels, restaurants, religious institutions, events, and even information about climate and weather, visit the following publications and websites:



[**Click here for Hotel information**](#)